
























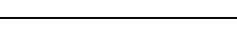


ABBREVIATIONS, RESPONSIBILITY SCHEDULES			
FPC	FIRE PROTECTION CONTRACTOR	LD	LIGHTING PACKAGE DISTRIBUTOR
AHJ	AUTHORITY HAVING JURISDICTION	LL	LANDLORD
GC	GENERAL CONTRACTOR	LS&C	LIMITED STORE DESIGN & CONSTRUCTION
LC	LANDLORD CONTRACTOR	MC	MECHANICAL CONTRACTOR

ABBREVIATIONS - PLUMBING					
AD	ACCESS DOOR	G	GAS	PM	PROJECT MANAGER
ADA	AMERICAN DISABILITY ACT	GAL	GALLONS	POC	POINT OF CONNECTION
ADF	ABOVE FINISHED FLOOR	GC	GENERAL CONTRACTOR	PRV	PRESSURE REDUCING VALVE
AP	ACCESS PANEL	GPB	GALLONS PER MINUTE	PSI	POUNDS PER SQUARE INCH
CD	CEILING DIFFUSER OR CONDENSATION DRAIN	HB	HOSE BIBB	(R)	RELOCATE
CFM	CUBIC FEET PER MINUTE	HP	HORSEPOWER	RD	REDUCED PRESSURE
CI	CAST IRON	HW	HOT WATER	RBPB	BACKFLOW PREVENTER
CO	CLEANOUT				
CONT	CONTINUE	INV	INVERT	RPM	REVOLUTION PER MINUTE
CONTR	CONTRACTOR			SCH	SCHEDULE
COTG	CLEANOUT TO GRADE	LAV	LAVATORY	SOV	SHUT-OFF VALVE OR SCHEDULE OF VALVE
CW	COLD WATER	LB	POUND	UH	UNIT, HEATER
LF	LINEAL FEET			UN	UNLESS OTHERWISE NOTED UP THRU ROOF
DET	DETAIL			UTR	UP THRU ROOF
DF	DRINKING FOUNTAIN	MECH	MECHANICAL	UON	UNLESS OTHERWISE NOTED UP THRU ROOF
DL	DOOR LOUVER	MFR	MANUFACTURER		
DW	DRAIN/STAMPER	MTD	MOUNTED	VTR	VENT THRU ROOF
CTR	DOWN THRU ROOF	MTR	MOTOR		
DWG	DRAWING				
(E)	EXISTING	(N)	NEW	WC	WATER CLOSET
EW	ELECTRIC WATER COOLER	N.C.	NORMALLY CLOSED	WCO	WALL CLEANOUT
FCU	FLOOR CLEANOUT	N.I.C.	NOT IN CONTRACT	WG	WATER GAUGE
FCD	FAN COIL UNIT	N.O.	NORMALLY OPEN	WH	WATER HEATER
FD	FLOOR DRAIN	N/A	NOT APPLICABLE	WH	WATER HAMMER ARRESTER
FDC	FURNISHED BY OWNER, INSTALLED BY CONTRACTOR	N/S	NOT TO SCALE	WT	WEIGHT
FP	FIRE PROTECTION CONTRACTOR	P	PUMP		
FPS	FEET PER SECOND	PL	PLUMBING CONTRACTOR		
FSL	FLOOR SINK	PLBG	PLUMBING DROP		

ITEM	FIXTURE	ROUGH-IN SERVICES							DESCRIPTION	REMARKS
		CW	HW	V	W	N	GS			
WC-1	WATER CLOSET TANK TYPE	½"	-	4"	2"	-	-	KOHLER "HIGHLINE PRESSURE LITE" MODEL NO. K-3519, 1.1 GPF. PRESSURE ASSISTED WHITE WATER CLOSET WITH ELONGATED VITREOUS CHINA BOWL. (OR ZURN MODEL Z5561, 1.0 GPF WITH HIGH PERFORMANCE ECOFLUSH TECHNOLOGY, 17% HIGH, WHITE, OPEN FRONT SEAT AND COVER #K-4650, FURNISH WITH BOLT CAPS AND SUPPLY STOP. (FOR PUBLIC AND NON-PUBLIC RESTROOMS). FLUSH LEVER SHALL BE LOCATED ON THE WIDE SIDE OF THE TOILET.	ACCESSIBLE TYPE	
LAV-1	"STANDARD RESTROOM" LAVATORY, WALL-MOUNTED	½"	¾"	2"	1½"	-	-	KOHLER "CHESAPEAKE" 20" X 18" LAVATORY, MODEL NO. K-1729 (OR AMERICAN STANDARD "COMRADE" WALL-MOUNT SINK, MODEL NO. 0124151), FURNISH WITH CONCEALED AENI WALL HANGER, CHROME SUPPLY STOPS AND P-TRAP. KOHLER LEVER-OPERATED "CORALAS" FAUCET MODEL NO. K-5182-F WITH POP-UP DRAIN AND 0.5 GPM AERATOR, INSULATE P-TRAP AND SUPPLY LINES WITH ¾" ARMSTRONG "ARMAFLEX" PIPING INSULATION OR EQUIVALENT, MOUNT AT HEIGHT DIRECTED BY THE ARCHITECT. (FOR NON-PUBLIC RESTROOMS)	ACCESSIBLE TYPE	
LAV-2	"BOW ELEVATED RESTROOM" LAVATORY/ DEMO SINK	½"	¾"	2"	1½"	-	-	DURAVIT COUNTER-MOUNTED LAVATORY, MODEL NO. #031758, FURNISH WITH CHROME SUPPLY STOP AND P-TRAP, DORNBRACH #NEM 32515785 FAUCET WITH CONCEALED AENI WALL HANGER, CHROME SUPPLY STOPS AND P-TRAP. KOHLER WITH ¾" ARMSTRONG "ARMAFLEX" PIPING INSULATION OR EQUIVALENT.	ACCESSIBLE TYPE	
LAV-3	"BOW ELEVATED RESTROOM" LAVATORY, WALL-MOUNTED	½"	¾"	2"	1½"	-	-	DURAVIT WALL-MOUNTED LAVATORY, MODEL NO. #04540 WHITE, FURNISH WITH CONCEALED AENI WALL HANGER, CHROME SUPPLY STOPS, P-TRAP, CHROME PLATED GARDEN, DORNBRACH #NEM 3352785 FAUCET (W/O POP-UP DRAIN) AND 0.5 GPM ZEROISE INSULATE P-TRAP AND SUPPLY LINES WITH ¾" ARMSTRONG "ARMAFLEX" PIPING INSULATION OR EQUIVALENT - MOUNT AT HEIGHT DIRECTED BY THE ARCHITECT. (FOR NON-PUBLIC RESTROOMS)	ACCESSIBLE TYPE	
WH-1	WATER HEATER INSTANTANEOUS	½"	¾"	-	-	-	-	CHROMETON INSTANT-FLOW #M-20L, 0.5 GPM @ 57° FISH, 4160 WATTS, 20 AMP BREAKER, 208V-1Ø-60.	INSTALL BELOW SINK	
WH-1	WATER HEATER INSTANTANEOUS	½"	¾"	-	-	-	-	CHROMETON INSTANT-FLOW #E-46L, 0.5 GPM @ 63° FISH, 4600 WATTS, 30 AMP BREAKER, 208V-1Ø-60. (CJA SPEC)		
WH-2	WATER HEATER TANK TYPE	¾"	¾"	-	-	¾"	-	RHEEM WATER HEATER MODEL NO. E639-B, 6 GALLON, 208V-1Ø-60, 3 KW AND 14.4 AMPS.		
TP	TRAP PRIMER	½"	-	-	-	-	-	PRECISION PLUMBING PRODUCTS TRAP PRIMER, MODEL NO. P-2, COPPER BODY, ADJUSTABLE WITH ½" COPPER TYPE "L" TO FLOOR DRAIN.		
FD	FLOOR DRAIN	-	-	2"	1½"	-	-	ZURN FLOOR DRAIN MODEL NO. Z-415-68, CAST IRON BODY, COMBINATION INVERTIBLE CLAMP AND ADJUSTABLE COLLAR, 2" BOTTOM OUTLET WITH 6" ROUND NICKEL BRONZE ARRESTER, MOUNT AT HEIGHT DIRECTED BY THE ARCHITECT.	WITH DEEP SEAL P-TRAP	
WHA	WATER HAMMER ARRESTER	-	-	-	-	-	-	SIoux CHEF 650 SERIES NICKEL BRASS ARRESTER OR EQUAL, SIZE & INSTALL PER PDI #WHY-201 STANDARD OR MANUFACTURER'S INSTRUCTION.	*	
WCO	WALL CLEANOUT	-	-	-	-	-	-	ZURN ZN-1446-BP CLEANOUT PIE, DURA-COATED CAST IRON BODY, GAS AND WATER TIGHT BRONZE PLUG AND STAINLESS STEEL WALL ACCESS COVER WITH SECURING SCREW.		
FCO	FLOOR CLEANOUT	-	-	-	-	-	-	ZURN FLOOR CLEANOUT MODEL NO. ZN-1400 WITH GAS-TIGHT AND WATER-TIGHT TAPERED THREADED PLUG AND ROUND POLISHED NICKEL BRONZE SCORIATED ADJUSTABLE TOP.		
CO	CLEANOUT	-	-	-	-	-	-	ZURN CLEANOUT FERRULE WITH PLUG #Z1440 WITH DURA-COATED CAST IRON BODY, WITH GAS-TIGHT AND WATER-TIGHT ABS TAPERED THREADED PLUG.		
SK-1	BRAIN SINK	½"	¾"	2"	1½"	-	-	DAYTON D12119 SINGLE BOWL-SINK (19" X 17" X 8") BOWL(W) WITH ELKAY MODEL NO. D102325 DUAL HANDLE-ROOSNECK FAUCET.	ACCESSIBLE TYPE	
DF-1	STANDARD DRINKING FOUNTAIN	½"	-	2"	1½"	-	-	ELKAY SELF-CONTAINED, BARBER-FREE, ELECTRIC, REFRIGERATED, WALL-MOUNTED, BI-LEVEL WATER COOLER/BOTTLE FILLING STATION #LZ315LWSLK, FURNISHED WITH PLUG-IN, 3-WIRE GROUNDING TYPE SERVICE CORD, STANDARD 120V, 60 HZ, 1HP, 120V RECEPTACLE REQUIRED, RATED AT 15 AMP MINIMUM TO RECEIVE 3-WIRE PARALLEL BLADE GROUNDING TYPE PLUG, PROVIDE CHROME SUPPLY STOP AND P-TRAP. SEE MANUFACTURER'S INSTRUCTIONS FOR PROPER INSTALLATION PER ACCESSIBILITY REQUIREMENTS.	ACCESSIBLE TYPE	
DF-2	"ELEVATED" DRINKING FOUNTAIN (CHILLER)	½"	-	2"	1½"	-	-	HALSEY TAYLOR #OVL-II SEEP BI-LEVEL BARBER FREE WATER-COOLER PROVIDE CHROME SUPPLY STOP AND P-TRAP. FURNISH WITH #538-0 REMOTE CHILLER. SEE MANUFACTURER'S INSTRUCTIONS FOR PROPER INSTALLATION PER ACCESSIBILITY REQUIREMENTS.	ACCESSIBLE TYPE	
DF-3	DRINKING FOUNTAIN	½"	-	-	-	-	-	OASIS NUTICA #PDURHRS "HOT N' COLD" WATER-COOLER- PROVIDE CHROME SUPPLY STOP- SEE MANUFACTURER'S INSTRUCTIONS FOR PROPER INSTALLATION.		
UR	URINAL WALL MOUNTED	¾"	-	2"	1½"	-	-	KOHLER "BARDON SUPERIOR" URINAL MODEL NO. K-4660-ET FURNISH WITH-KOHLER #K-13566 0.5 GPF FLUSH VALVE. (OR ZURN #25738, 0.125 GPF, WHITE VITREOUS CHINA, WITH ZEE60096V-FLUSHMETER VALVE)	0.5 GPF MAXIMUM ACCESSIBLE TYPE	
MS	MOP SINK	½"	¾"	3"	1½"	-	-	FIAT MOP MOLDED STONE SERVICE BASIN MODEL NO. MSB-2424 WITH VINYL BUMPERGRAD, FURNISH WITH AMERICAN STANDARD FAUCET MODEL NO. 8344.112 WITH INTEGRAL VACUUM BREAKER AND STOPS. PROVIDE 42" RUBBER HOSE WITH FAUCET.		
DP	DRAIN PUMP BASIN	1 1/2" Ø	1 1/2" Ø	-	-	-	-	ZOELLER #131, FLOOR MOUNTED 5 GAL. POLYETHYLENE BASIN WITH GASKETED POLYETHYLENE UL. PUMP: ZOELLER #M9B, 115V-1Ø, ½ HP, 1725 RPM, 25 FT. HD. U.L. LISTED, PUMP-PASSES ¾" SPHERICAL SOLIDS, ELECTRICAL CONNECTION TO BE MADE WITH 15 FT. U.L. LISTED 3 WIRE CORD- AND PUMP, BASIN AND PUMP TO BE TEMPERATURE RATED TO 130° F. UNIT IS FURNISHED WITH CHECK VALVE, MODEL #10-0352-115V-1ØFT NORMALLY OPEN (N.O.) SINGLE PHOTOBACK FLOAT SWITCH, MODEL #10-0064-115V-1ØFT NORMALLY CLOSED (N.C.) SINGLE PHOTOBACK FLOAT SWITCH.		
SV	SOLENOID VALVE	-	-	-	-	-	-	OWNER SHALL PROVIDE 4500 RED HAT MODEL #N21062 ½"NPT-(TWO WAY) NORMALLY CLOSED (N.C.) SOLENOID VALVE FOR EACH DEMO SINK. VALVE SHALL BE PROVIDED WITH 6.6 FT. U.L. LISTED 3 WIRE CORD AND PLUMBING CONTRACTOR TO INSTALL.		
TMV	THERMOSTATIC MIXING VALVE	-	-	-	-	-	-	SYMONS MIXING VALVE #7-225-C "MAXLINE", ½" INLETS AND OUTLET, THERMOSTATIC CONTROLLER WITH INTEGRAL COILS, ALL BRASS BODY WITH DUAL STAINLESS STEEL STRAINER, VARI-RESISTANT TEMPERATURE ADJUSTMENT HANDLE, SET TO 105° MINIMUM IN ACCESSIBLE LOCATION.		

	NEW WASTE OR SAN. SEWER		FLOOR CLEAN-OUT
	EXISTING WASTE OR SAN. SEWER		WALL CLEAN-OUT
	CONDENSATE DRAIN		FLOOR DRAIN
	GAS		VENT THRU ROOF
	NEW VENT		POINT OF CONNECTION
	EXISTING VENT		WATER METER
	NEW COLD WATER		SHUT-OFF VALVE
	EXISTING COLD WATER		CONCEALED SPRINKLER HEAD
	NEW HOT WATER		RECESSED PENDANT SPRINKLER HEAD
	EXISTING HOT WATER		UPRIGHT SPRINKLER HEAD
	PIPE DROP		PENDANT SPRINKLER HEAD
	PIPE RISE		BRASS FINISH
			
			PORTABLE FIRE EXTINGUISHER

FINISH:
 CONCEALED AND RECESSED PENDANT HEADS WHITE UNLESS OTHERWISE NOTED
 B: BLACK
 C: CHROME

PLUMBING GENERAL NOTES	NTS	C 09/03/13
	00N-P0101-C00-NOTE	

THIS SET IS PART OF THE CONSTRUCTION DOCUMENTS, OTHER SHEETS INCLUDING PLANS, DETAILS AND SPECIFICATIONS APPLY. THAT SHOWN HEREON IS SCHEMATIC IN NATURE AND NOT TO BE USED AS A SHOP DRAWING; THEREFORE, INCLUDE ALL MODIFICATIONS REQUIRED TO CONFORM TO THE SPECIFICATIONS, CONDITIONS AND REQUIREMENTS OF THE PROJECT. LOCATIONS AND DIMENSIONS OF ALL ARCHITECTURAL AND STRUCTURAL ELEMENTS AS SHOWN ON THEIR RESPECTIVE DOCUMENTS, THESE ELEMENTS ARE SHOWN FOR REFERENCE AND SHALL BE VERIFIED PRIOR TO CONSTRUCTION AND THE CONTRACTOR SHALL BE RESPONSIBLE FOR THE ACCURACY OF THESE ELEMENTS. NO DESIGN RESPONSIBILITY IS ASSUMED FOR ANY PORTION OF THE WORK THAT THE PROFESSIONAL ENGINEER HAS NOT SIGNED AND SEALED PER STATE OR PROVINCE REQUIREMENTS.

Limitedbrands

LIMITED STORE PLANNING, INC.
d/b/a STORE DESIGN & CONSTRUCTION
Three Limited Parkway • Columbus, Ohio 43230
Telephone: 614.415.7000 • Fax: 614.415.7349

 **LARSON BINKLEY**

Larson Binkley, Inc.
310 W 20th Street, Suite 200
Kansas City, Missouri 64108
Texas Certificate of
Authorization Number F-1367

T 616-967-9601
F 814-597-9602
larsonbinkley.com

PROJECT INFORMATION:

024200396

BATH & BODY WORKS

MEMORIAL CITY MALL

303 MEMORIAL CITY WAY

SUITE 735

HOUSTON, TX 77024

SCOPE:

RELO DWN / NEW

1

DESIGN TYPE:

EASTON-G

1415g

ISSAC PROJECT #:

608R5

13633

GENERATION:

A/E PROJECT #:

1

REVISIONS:

REQUIRED BY:	DATE:
ELITE CONSTRUCTION GROUP LAKE JACKSON, TX PHONE: 979-285-0712 NOTE: THESE PRINTS HAVE BEEN REDUCED BY 50 PERCENT. SCALE WILL BE 50 PERCENT OF WHAT IS NOTED ON PLANS	
DATE ISSUED:	04/11/2014
DESIGNED BY:	JES
DRAWN BY:	JES
CHECKED BY:	NRF

**PLUMBING
NOTES AND
SCHEDULES**

DRAWING NUMBER:
P01.01